

ALPHABET WORM

Spanish Alphabet

COPYRIGHT NOTICE:

Copyright © 2012 Fran Lafferty. All rights reserved.

Permission is granted to individuals who purchase these materials to print copies for personal home or classroom use only. NO permission is granted to make or share additional copies of individual pages or entire activity sets, either in digital or hard copy format, except as replacement copies for the purchaser's own use.



A Home Education Resources product
www.HomeEducationResources.com

TIPS FOR PRINTING & USE:

If possible, print on card stock and laminate or cover with clear contact paper for durability.

Ideas for use:

1. Use the 2-page poster to introduce the Spanish alphabet. Practice saying it out loud.
2. Cut out around the 3 pieces on each page.
3. For the youngest children, hand them one piece at a time, in order with the head first. Have them repeat after you as you say each letter and Spanish word.
4. For older children, mix up the pieces and lay them out on a table. Have them find pieces in order and put together the worm "puzzle", saying the name of each Spanish letter as they place the piece.
5. The pieces are designed to overlap, green over white, right over left.



THE SPANISH

A

a

ah

B

be

beh

C

ce

seh

CH

che

ch eh

H

hache

AH-ch eh

I

i

ee

J

jota

HOH-tah

K

ka

kah

Ñ

eñe

EHN-y eh

O

o

oh

P

pe

peh

Q

cu

koo



U

u

oo

V

ve


beh

W

doble ve

DOH-bleh beh

ALPHABET



D

de
deh

E

e
eh

F

efe
EH-feh

G

ge
heh

L

ele
EH-leh

LL

elle
EH-yeh

M

eme
EH-meh

N

ene
EH-neh

R

ere
EH-reh

RR

erre
EHR-Reh

S

ese
EH-seh

T

te
teh

X

equis
EH-kees

Y

igriega
ee-gree-EH-gah

Z

zeta
SEH-tah





Spanish Alphabet Worm

A


a
(ah)



el anillo

B

be
(beh)



el barco



C

ce
(seh)



el cerdo

CH

che
(cheh)



la chica

D

de
(deh)



el dinero



E


e
(eh)



la escuela

F

efe
(EH-feh)



la flor

G

ge
(heh)



el gato



H

hache
(AH-cheh)



el hombre

I

i
(ee)



la iglesia

J

jota
(HOH-tah)



la jalea



K

ka

(kah)




el koala

L

ele

(EH-leh)



el libro

LL

elle

(EH-yeh)




la llave



M

eme
(EH-meh)



la manzana

N

ene
(EH-neh)



la nieve

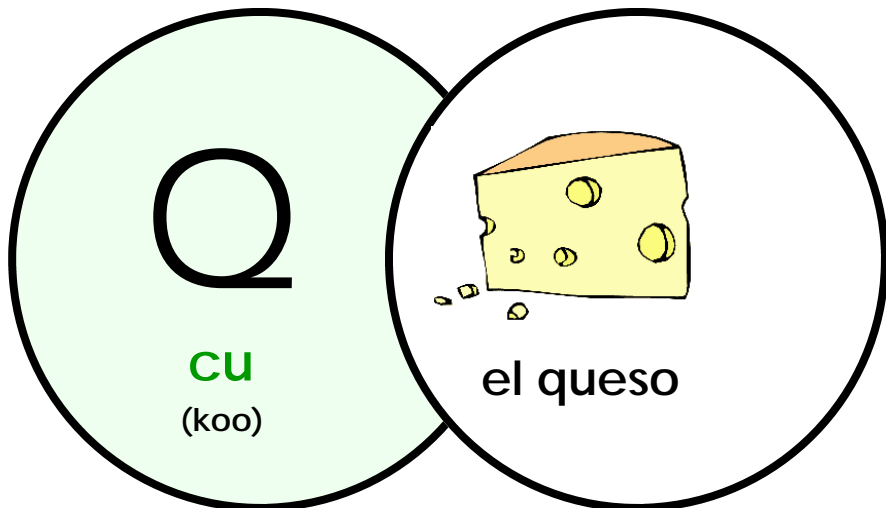
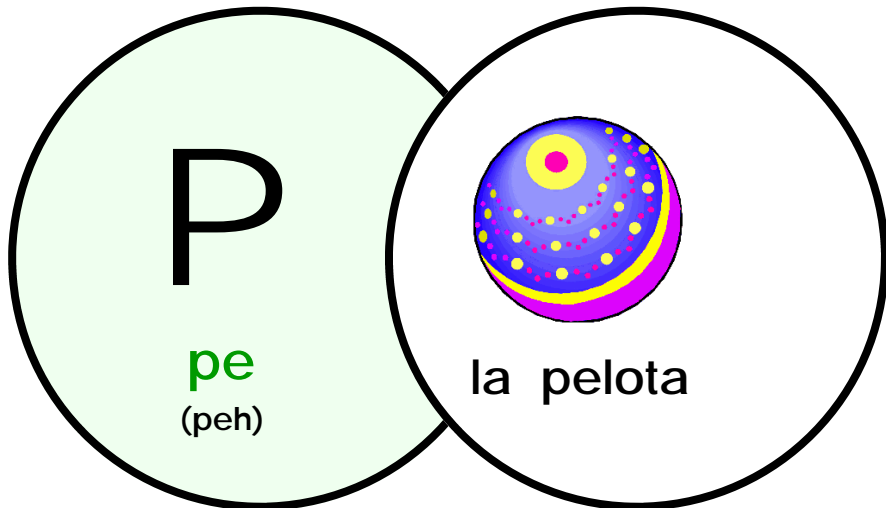
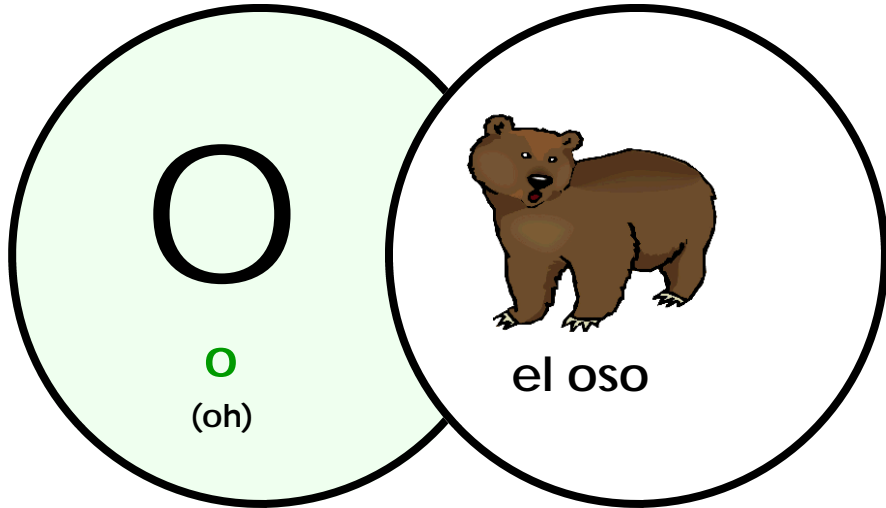
Ñ

eñe
(EHN-yeh)



el niño





R

ere
(EH-reh)



el ratón

RR


erre
(EHR-Reh)



el perro

S

ese
(EH-seh)




el sol



T

te
(teh)



la tarta

U

u
(oo)



la uña

V

ve
(beh)




la vaca



W

doble ve
(DOH-bleh beh)



el walki-talki

X

equis
(EH-kees)



el boxeo

Y


igriega
(ee-gree-EH-gah)



el yogur



Z
zeta
(SEH-tah)



el zapato

