

SPANISH ARTICLES

Spanish Language Practice

COPYRIGHT NOTICE:

Copyright © 2013 Fran Lafferty. All rights reserved.

Permission is granted to individuals who purchase these materials to print copies for personal home or classroom use only. NO permission is granted to make or share additional copies of individual pages or entire activity sets, either in digital or hard copy format, except as replacement copies for the purchaser's own use.



A Home Education Resources packet
www.HomeEducationResources.com

TIPS FOR PRINTING & USE:

If possible, print on card stock and laminate or cover the first 3 pages with clear contact paper for durability. Cut out around all cards.

Ideas for use:

1. Set up the set of 4 "tent" cards on a table and have students place each object card (or actual objects) in front of the correct article.
2. Give each student one of the 8 article cards. Hold up one object card at a time, and have students who have an appropriate article hold up their article card.
3. Give each student a set of 4 article cards and call out any noun. Have each student hold up the appropriate article card. Repeat...
4. Allow students to match object and article cards during "free" time. Have them record the article - noun pairs they create.
5. Give students one article card and have them find all matching object cards.
6. Use object cards alone for vocab practice.




el



los



la



las




un



unos



una



unas



bebidas



nieve



parque




sombreros



árbol



sillas



ciudad



trajes



flores



libros



miel



fuego




dulces



día



mano



olas



banderas



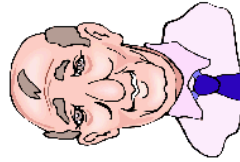
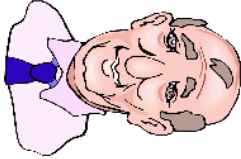
caballos

el



un

los



unos

la



una

las



unas



Cut individual cards out along outside solid lines. Fold along center line so that pictures are on the outside. Fold inward along dotted lines. Stand up little "tent" cards with tabs facing down upon the table as a base.